




DRIVERS


See This

Do This




Dark

→ **Proceed with Caution**
The signal is normally dark




Flashing Yellow Light

→ **Slow Down, Prepare to Stop**
Pedestrian has activated the push button



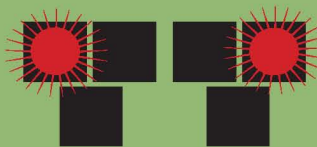
Steady Yellow Light

→ **Stop if Safe to Do So**




Steady Red Light

→ **Stop, Remain Stopped**
Pedestrians or bicyclists are in the crosswalk



Alternating (like RR crossing)

→ **Stop**
Then proceed with caution if crosswalk is clear



Dark

→ **Proceed with Caution**

signal sequence ↓



PEDESTRIANS

See This

Do This



→ **Push the Button to Cross Street**



→ **Wait**
Traffic is preparing to stop



→ **Continue Waiting**
Traffic is beginning to stop



→ **Start Crossing**
Look for traffic from both directions prior to crossing



Flashing Hand and Countdown Numbers

→ **Continue Crossing**
The countdown indicates how much time is left to finish crossing the street



→ **Push the Button to Cross Street**