

St. Clair County

4-H Winter Achievement JANUARY 19, 2019

Special Points of Interest

- Awards structure: **1 grand champion trophy awarded for each project area in addition to the traditional gold award.**
- **One dollar premium paid for every "A" or blue ribbon awarded.**
- **Back page lists general requirements**
- **Page 2 schedule of events and map to North Street Methodist Church**

North Street Methodist Church (4580 North Rd, North St.)


The St. Clair County 4-H Program along with the 4-H Council offer Winter Achievement as a way of showcasing 4-H members skills that they have learned in the club setting. We encourage 4-H members to bring what they have learned to this special event.

This exciting day features many fun and challenging project areas to compete in. The coveted "Gold Award" and title "Grand Champion" will only be awarded to the best projects. All projects will be rated with an "A", "B" or "C" rating after being interviewed by the project Judge. One dollar can be earned for every "A" or blue ribbon earned.

Clover Sprouts are welcomed into 4-H at a special ceremony after Style Review (modeling of sewing projects). 4-H Royal Court will be chosen and revealed. County Medals and Winter Achievement's Top Exhibitor are awarded, along with Gold Awards announced.

On the back page of this book you will find general requirements for the day's event, if you have specific questions please call the superintendent listed in the project area or Lori Warchuck, Program Coordinator at the MSU Extension at (810) 989-6935.

ALL CHILDREN MUST BE ACCOMPANIED BY AN ADULT



Interviews at Winter Achievement help 4-H'ers gain important life skills.

Winter Achievement Top Exhibitor Award—\$100 cash award

- ◆ Winter Achievement Top Exhibitor Forms must be turned in no later than 1:00 p.m. in the Winter Achievement Top Exhibitor box located in the sign in area. 4-H'ers must exhibit in at least three (3) different project areas. They must be awarded at least one (1) Gold Award in a project area to qualify.
- ◆ Team projects (if applicable): Each person will receive ½ of the team points. Example: If a two-person team demonstration won a gold award, each participant will receive ½ the applicable points.
- ◆ Exhibitors can only use three (3) awards in any given project area in accumulating points. Example: If exhibitor shows 5 craft projects and receives 1 gold award, 4 blue ribbons and 1 red ribbon, the exhibitor may use 1 gold award and 2 blue ribbons to accumulate points for all of the craft projects they exhibited.
- ◆ Exhibitors must fill out the Winter Achievement Top Exhibitor application form and turn it in by the deadline in order to be considered. Anyone not turning in a form will be eliminated from consideration. Any projects being judged after 1:00 p.m. may be added to the exhibitor's form, at their request, at the conclusion of the project area's judging. Winter Achievement Top Exhibitor application forms will be verified prior to the award being announced. Winter Achievement Top Exhibitor award will be awarded during the Winter Achievement awards program.
- ◆ Winter Achievement Top Exhibitor application forms will be available at Winter Achievement.
- ◆ A 4-H Member may only be awarded the Winter Achievement Top Exhibitor once in his or her 4-H career.

Times are approximate and subject to change

- 8:00 a.m. Superintendents finalize any set up changes and organize project areas.
- 8:30 a.m. Special Orientation Meeting for Superintendents, their Assistants, Clerks and Judges (in the Gym).
- 9:00 a.m. Judging and Interviews start - - everyone leaves judging area except 4-H'ers being interviewed, Judges, Superintendents, and Clerks
- 11:00-11:15 Style Review - modeling practice in gym
- CONSESSIONS AVAILABLE ON SITE ALL DAY** (All Proceeds benefit 4-H Council, sponsors of Winter Achievement)
- 11:30 a.m. Exhibitors should have projects judged and interviews completed (except for Style Review). Before 11:30 p.m. Grandparents welcomed at this time!!!!
- 11:30 a.m. Style Review Judging for Beginner, Intermediate, and Advance begins (Buymanship, Knitting, Crocheting then Sewing)
- 12:30 p.m. EXHIBITS OPEN FOR VIEWING FOLLOWING THE COMPLETION OF ALL JUDGING
- 1:00 p.m. Winter Achievement Top Exhibitor Award form due
- 1:00 p.m. Sanctuary opened for seating for Style Review
- 1:15 p.m. Program begins in gym - no early projects released - you may have someone else pick yours up, but **YOU MAY NOT REMOVE PROJECTS.**

***times subject to change based on judging**

WINTER ACHEIVEMENT PROGRAM

Style Review followed by presentation of:

Gold Awards /Grand Champions Trophies
County Medals/Key Club
Clover Sprout Recognition

Announcement of 4-H Ambassadors
4-H Winter Achievement Top Exhibitor Award

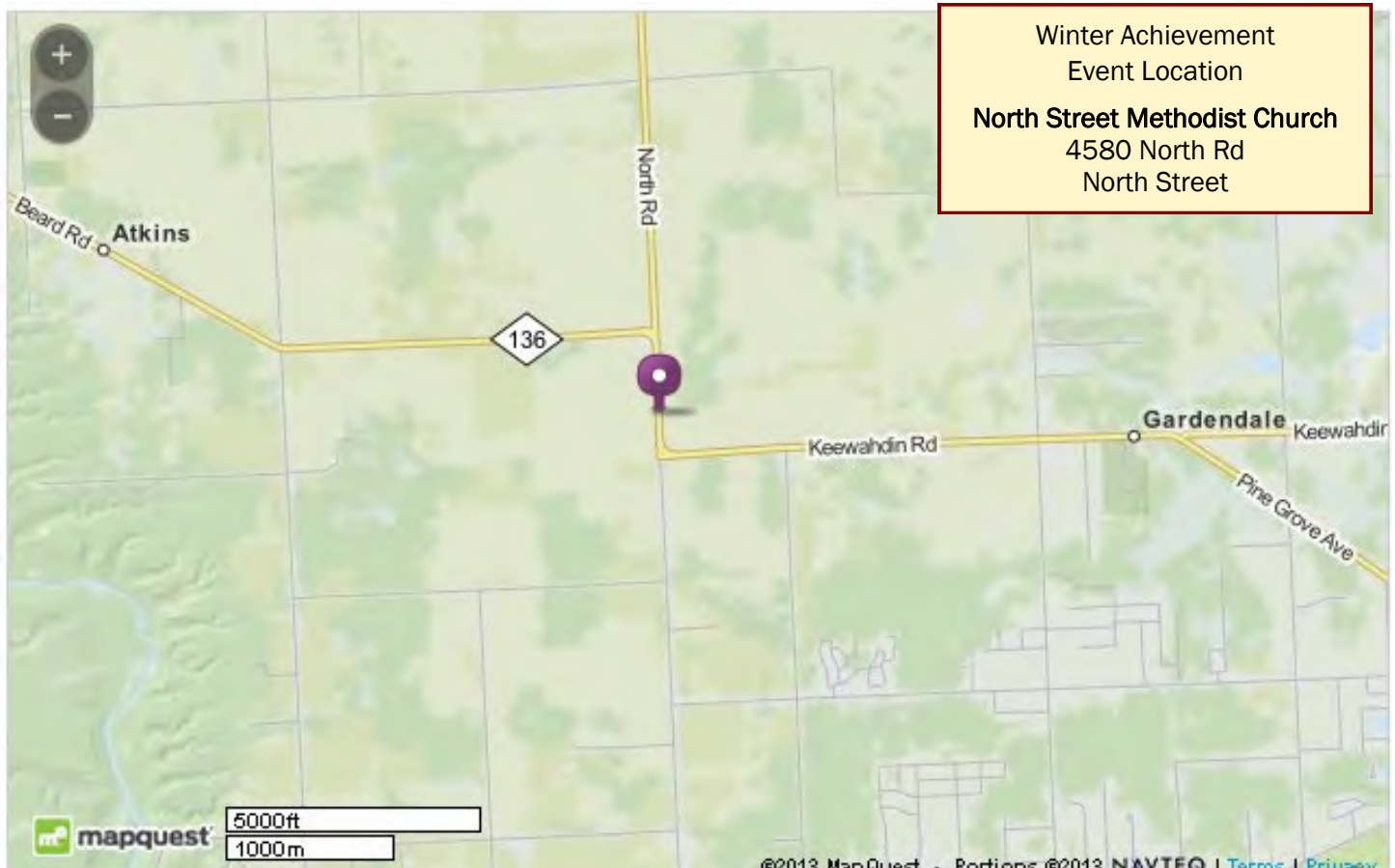


TABLE OF CONTENTS

Winter Achievement Top Exhibitor	1
Schedule of Events	2
Map	2
Table of Contents	3
4-H Ambassador Program	4
 DEPARTMENTS	
1 Achievement/Leadership/State Awards	5
2 Animal Science	6
3 Art	6
4 Beekeeping	7
5 Collections	8
6 Communications	8
7 Crafts	9
8 Dog Project	11
9 Family & Home Development	12
10 Flowers	13
11 Folkpatterns	13
12 Food Preparation	14
13 Hunting and Wildlife	17
14 Literacy: Exploring Through Books Project	17
15 Models	17
16 Performing Arts	18
17 Personal Appearance – SEWING	18
18 Style Review	20
19 Photography	20
20 Robotics	22
21 Safety	22
22 Science and Technology	22
23 Scrapbooking	24
24 Woodworking	24
25 Clover Sprout	25
General Information	26

Important note: There is no pre-entry deadline, see individual project areas for exceptions!

4-H Ambassador Requirements

Superintendent: Ashleigh Usakowski - 810-367-6111

1. Applications are due no later than January 4th (due date extended) to the 4-H office, 200 Grand River Ave, Suite 102, Port Huron, Michigan 48060.
2. Applicants must be between the ages of 15-19 (Seniors), 12-14 (Intermediates), 8-11 (Juniors) years of age. Age is determined as of January 1 of the current year.
3. A Committee will review the applications.
4. All applicants will be interviewed by a set of judges the first week of January, and will be notified by email (the one on your application) of place and time.
5. Applicants photograph will be taken at the interview.
6. The judges will select four Ambassadors in each age division and they will be announced at the Awards Ceremony at Winter Achievement. Ambassadors are encouraged to dress in appropriate attire for the interview, as well as for the awards program. Floor-length dresses are discouraged.
7. 4-H Ambassador's reign will be from Winter Achievement to Winter Achievement. The 4-H Ambassadors will be required to be at some main events and the bi-monthly meetings, which will be discussed at the interview. **The 4-H Ambassadors are to be positive role models and display appropriate behavior that represents 4-H at all times.**
8. There is no limit to the number of times a 4-H member can run for Ambassador.
9. Applications are available at the MSU Extension 4-H office or online at msue.stclaircounty.org/4H

2017 Ambassadors, left to right: Ian Grettenberger, Claire Spencer, Ian Mitchell, Ian Mitchell, Taylor Usakowski, Iris Spencer, Emma Grace Grettenberger, Doug Modrich, Isabella Stull, Logan Wilcos, Gwen Glombowski and John Zakrzewski.

Below Ambassadors being interviewed at the radio station, and at right participating in the "Walk for Kids Sake" event.



DEPARTMENT 1 Achievement/Leadership/State Awards

Superintendent: Peggy Gregg 810-367-6411 or 810-941-8955

Exhibit Requirements:

1. Must be 12 years (4-H age) or older **except** community service & citizenship.
2. Complete form with picture and story.
3. Return to 4-H office by Monday, **January 7, 2019**
4. Interview required.
5. Interviews begin at 9:00 a.m. on Saturday.
6. Check at 4-H desk for location to sign up for an interview by 9:00 a.m. Saturday.
7. Apprentice/Teen Leadership form required
8. Community Service form required
9. Citizenship form required
10. Achievement or Leadership may be in a specific project area or your 4-H career overall.
11. Achievement form required.
12. Complete printed State Award Application printed from the web site below
http://4h.msue.msu.edu/awards_scholarships/4-h_recognition_program

Section I – Achievement

- Class A: Form with picture and story 1-2 year accumulation
Class B: Form with picture and story 3-4 years accumulation
Class C: Form with picture and story 5 years and over accumulation

Section II – Individual Leadership

- Class A: 12-14 year olds
Class B: 15-19 year olds

Section III – Community Service

- Class A: Group activity
Class B: Individual activity age 8-11 years
Class C: Individual activity age 12-14 years
Class D: Individual activity age 15-19 years

Section IV – Citizenship

- Class A: Form with picture and story age 8-12 years
Class B: Form with picture and story age 13-15 years
Class C: Form with picture and story age 16-19 years
Class D: Form with picture and story group or club

Section V– State Awards

- Class A: State Awards Application Junior 13-15 years
Class B: State Awards Application Senior 16-19 years



DEPARTMENT 2 Animal Science

Superintendent Peggy Gregg 810-367-6411 or 810-941-8955

Exhibit Requirements:

Some samples of subject areas to cover for a notebook, a poster, or display: Veterinary science, breed and traits, diseases, general health considerations, systems (nervous, digestive, muscular, reproduction or structural), parasite prevention, genetics, conformation, housing management, feed/nutrition. These are just a sample, you can present whatever you would like to share, even a photo journal or scrapbook about what you have learned in your animal project area.

1. Interview required.
2. NOTEBOOKS must be turned in to the 4-H Office **Monday, January 7, 2019** see requirements at the MSU Extension.
3. NOTE: Horse Project members can enter a animal science poster at Winter Achievement to fulfill the project record book requirement for Fair.

Section I – Notebooks

Class A: Beginners 8-10 year olds
Class B: Juniors 11-12 year olds
Class C: Intermediate 13-14 year olds
Class D: Seniors 15-19 year olds

Section IV - Individual Display

Class A: Beginners 8-10 year olds
Class B: Juniors 11-12 year olds
Class C: Intermediate 13-14 year olds
Class D: Seniors 15-19 year olds

Section II - Posters

Class A: Beginners 8-10 year olds
Class B: Juniors 11-12 year olds
Class C: Intermediate 13-14 year olds
Class D: Seniors 15-19 year olds

Section V - Club Displays

Class A: Club Display

DEPARTMENT 3 Art

Superintendent: Crystal Sovey 586-725-6506

Exhibit Requirements:

1. Interview will be part of all evaluations.
2. One exhibit is allowed per class
3. Kits will be evaluated using different criteria than those not made from a kit.
4. Each class will be divided: a) young, 8-10 year olds; b) junior, 11-12 year olds; c) intermediate, 13-14 year olds; d) senior, 15 years and older.
5. Each exhibit must be a project that has never been exhibited before.
6. Drawings and other specified projects must be mated, mounted on poster board, illustrator board, foam-core board, framed in a picture frame, or created on a stretched canvas. When matting and mounting, the piece should be centered, leaving 1 to 2 inches of matt-board or mounting surface around the edges of the project. Further guidelines are available at the MSU Extension Office.
7. Failure to follow project guidelines for matting, mounting, framing will result in a lower rating.

Section I - Ceramics

Class A: Handmade ceramic or pottery with glaze
Class B: Handmade ceramic or pottery with any other finish
Class C: Purchased ceramic or pottery with glaze (firing required after purchase)
Class D: Purchased ceramic or pottery with any other finish

Note: Purchased ceramic or pottery means the child has not created the object itself, but has decorated the exterior in some fashion

DEPARTMENT 3 Art (continued)

Section 2 - Dimensional Drawings must be matted or framed on a hard surface, or done on a stretched canvas.

- Class A: Water Color or Gauche Paint
- Class B: Charcoal or Pastel
- Class C: Pencil or Colored Pencil
- Class D: Ink
- Class E: Acrylic Paint
- Class F: Oil Paint
- Class G: Mixed Media (Use of 2 or more of the above media in one drawing)

Section 3: Educational Poster (14inch by 22inch dimension)

Class A: Poster - Describing an art technique for any medium

Class B: Poster - Describing a famous artist and their contributions

Class C: Poster - Describing a famous piece of art or style of art

Note: Well known cartoon figures cannot be used for copyright reasons

Section 4: Other

Class A: 3-Dimensional Sculpture (non-ceramic)

Class B: 2-Dimensional Sculpture (non-ceramic)

Class C: Mosaics

Class D: Graphic/Computer Art (Piece should be printed and then matted, mounted, or framed)

Class E: Comics or Cartoon Design (Well known cartoon figures cannot be used, tracing is discouraged)

Class F: Kits

DEPARTMENT 4 Beekeeping

Superintendent: Lori Warchuck 810-989-6935

SECTION 1 - EXTRACTED HONEY

Water content above 18.6% will be disqualified, Honey must be from one hive (not mixed), Honey must be bottled by exhibitor, Honey should be submitted in 2 1/2 pound containers, Queen line style glass honey jars only, available by contacting Lori Warchuck at (810) 989-6935

Class A - Light Honey - 1-4 years in project

Class B - Light Honey - 5 or more years

Class C - Amber Honey - 1-4 years in project

Class D - Amber Honey - 5 or more years

Class E - Dark Honey - 1-4 years in project

Class F - Dark Honey—5 or more years

SECTION 2 - COSMETICS

Class A - Hand cream/lotion (one jar 2 oz. to 4 oz.) - 1-4 years n project

Class B - Hand cream/lotion (one jar 2 oz. to 4 oz.) - 5 years

Class C - Soap bars (2 bars) - 1-4 years in project

Class D - Soap bars (2 bars) - 5 or more years

Class E - Lip balm (2 jars, tins, or tubes at least .25oz each) - 1-4 years in project

Class F - Lip balm (2 jars, tins, or tubes at least .25oz each) - 5 or more year

SECTION 3—WOODENWARE

Hive must be complete, two deep boxes, outer cover, inner cover, bottom board

Class A—Garden decorated hive, 1-5 years

Class B—Garden or decorated hive, 5 or more years

Class C—Bee hive finished, 1-4 years

Class D—Bee hive finished, 5 or more years

DEPARTMENT 5 Collections

Superintendent: Raemi Kunath 810-765-4811

Exhibit Requirements:

1. Interview will be part of all evaluations.
2. One exhibit is allowed per class and may not consist of more than one article or piece unless permanently attached or affixed.
3. Kits will be evaluated using different criteria than those not made from a kit.

Section I

All collections – Examples include – Animals, baseball cards, buttons/pins, key rings, match boxes, miniature cars etc. One collection entry only and have a “Collections Report Form”. Project space is limited to a 2’ X 3’, even if the collection is free standing. This may require only a portion of the collection be displayed. Photos of entire collection are acceptable to supplement the display but not to replace it.

Class A: 8-10 years
Class B: 11-12 years

Class C: 13-14 years
Class D: 15 years and older

DEPARTMENT 6 Communications

Superintendent: Sheri McColman 810-320-6860

Exhibit Requirements:

- Participants can present any topic, but cannot enter with a presentation previously given at Spring/Winter Achievement or Fair.
- Only one entry per class. Limited to 3-5 minutes, public speaking, demonstration, prose/poetry or reading.
- All members should sign up for a speaking time at Winter Achievement. Check in with the department Superintendent and also view the “Schedule of Events” page.
- Tips and tools available from the MSU Extension Office or on the web.

Section I – Public Speaking

Class A : Senior 15-19 year olds
Class B : Intermediate, 12-14 year olds
Class C : Junior, 8-11 year olds

Section II – Demonstrations

Class A : Senior 15-19 year olds
Class B : Intermediate, 12-14 year olds
Class C : Junior, 8-11 year olds

Section III – Team Demonstrations

Class A: All Ages

Section IV – Job Interview

Class A: All ages – Participants must submit a portfolio for judges to review. Participants will create a job description which the portfolio and interview will correspond with. The job description should include the following information: Job title, duties, skills needed, education, full or part-time status, tentative work schedule, expectations.

Section V – Educational Promotional Pieces

Class A: Advertisement promotion, TV or Radio spot – all ages
Class B: Promotional poster – all ages
Class C: Promotional pamphlet – all ages

DEPARTMENT 6 Communications (continued)

Section VI Prose/Poetry reading, reciting

Class A: Senior 15-19 year olds
 Class B: Intermediate, 12-14 year olds
 Class C: Junior, 8-11 year olds

Section VII—Creative Writing

Exhibit work not previously entered in Winter Achievement or Fair. May be something done in school. Interview required. All Creative **Writing projects must be turned into the MSU Extension Office by Monday, January 7, 2019.** Each class will be divided: a) young, 8-11 year olds; b) intermediate, 12-14 year olds; c) junior, 15-17 year olds; d) senior, 18 years and older.

If typed, double space font no smaller than 12. If hand written, must be neat and legible, all writings should be in a folder include cover sheet with name, age, department/section/class, and entry tag on front indicating your name and class. Creative writing is judged only on the content. Stories should not be over 4 pages long.

Class A: Poetry
 Class B: Short story, fiction or non-fiction
 Class C: Short story, informational non-fiction

DEPARTMENT 7 Crafts

Superintendent: Raemi Kunath 810-765-4811

Exhibit Requirements:

1. Interview will be part of all evaluations.
2. One exhibit is allowed per class and may not consist of more than one article or piece unless permanently attached or affixed.
3. Kits will be evaluated using different criteria than those not made from a kit.
4. Each class will be divided: a) young, 8-10 year olds; b) junior, 11-12 year olds; c) intermediate, 13-14 year olds; d) senior, 15 years and older.
5. Each exhibit must be a project that has never been exhibited before.

Section I – Basket Weaving

Class A: Basket weaving

Section III – Hand Work

Class A: Needlework
 Class B: String Art
 Class C: Rug Hooking
 Class D: Macramé

Section VII – Jewelry

Class A: Jewelry Kit
 Class B: Jewelry Other

Section VIII—Leather Craft

Members can exhibit one article only. Leather articles must be preserved and protected with a finish, except suede. Interviews will be part of all evaluations. Every article should include knife cuts and beveling, except SECTION III. Members should not use home tanned leather. Dyeing is permitted. This should be determined by the leader and the member, taking into consideration the member's ability and experience.

Indicate on your entry form your level of experience:

Beginner	1-2 years in project
Intermediate	3-4 years in project
Advanced	5 or more years in project

DEPARTMENT 7 Crafts (continued)

Tooled Article

- Class A: Kit
 Class B: Original Design
 Class C: Kit with Original Design

Tooled Article with at least one type of lacing

- Class D: Kit
 Class E: Original Design
 Class F: Kit with Original Design

Article with lacing and/or stamping

- Class G: Kit
 Class H: Original Design
 Class I: Kit with Original Design

Educational Display

- Class J: Using any size poster board or display board, or using a notebook, present an educational report on what you learned in the leather craft project area.

Section IX – Miscellaneous

- Class A: Candle Making
 Class B: Scrap & Ecology Art
 Class C: Tole Painting
 Class D: Painted Shirt
 Class E: Glass Etching
 Class F: Wreaths
 Class G: Kits
 Class H: Other

Section X - Puzzlecraft

Exhibit requirements: Exhibits must be glued together on a hard surface. Puzzles may be framed.

Under 500 Pieces

- Class A: 8-12 year olds
 Class B: 13-14 year olds
 Class C: 15 years and older

3-D Puzzle

- Class J: 8-12 year olds
 Class K: 13-14 year olds
 Class L: 15 years and older

500 to 1,000 Pieces

- Class D: 8-12 year olds
 Class E: 13-14 year olds
 Class F: 15 years and older

Puzzlecraft—defined as artwork incorporating puzzle pieces.

- Class M: 8-12 year olds
 Class N: 13-14 year olds
 Class O: 15 years and older

1,000 or More Pieces

- Class G: 8-12 year olds
 Class H: 13-14 year olds
 Class I: 15 years and older

Section X I—Yard Art

Mostly made with re-cycling products, acceptable projects include glass, metal, old tools, plastic or anything you create. You can get ideas from Pinterest under yard art or garden art.

- Class A: 8-12 year olds
 Class B: 13-14 year olds
 Class C: 15 years and older

DEPARTMENT 8 Dog Project Record Book / Posters/Displays

Superintendent: Barb Hahn - bhahn0616@sbcglobal.net Phone 586-306-1027

Exhibit requirements:

Posters, video demonstrations, notebooks are all possible display choices

- Individual exhibit
- Club exhibits – may be larger
- Completing an interview at Winter Achievement on any dog related subject will fulfill the interview requirement for Fair 2019.
- Each class will be divided: a) young, 8-10 year olds; b) junior, 11-12 year olds; c) intermediate, 13-14 year olds; d) senior, 15 years and older.

Section I – Dog Poster or Display (may include a live or video demonstration as part of presentation)

Class A: Individual poster or display

Class B: Club exhibit

Section II – Dog Breed Research Book

Class A: Must be in a white 3 ring binder.

Mandatory information:

Breed name, breed origin, purpose of breed; reasons you would like to own this breed; reasons you would not like to own this breed; photos of dogs of this breed showing in showmanship pose and working at one or more of its “jobs.”

Other information is encouraged.

Information is available at

<http://www.akc.org/dog-breeds/>

<https://www.ukcdogs.com/breed-standards>

Section III – First Aid Kit

Talk with your vet, check out your supplies at home, find a container that is marked First Aid or label it yourself and fill it with the supplies your vet, parents, or these resources recommend. Extra points for some sort of reference book on dog/pet first aid. Bring it to Winter Achievement for display.

<https://www.avma.org/public/EmergencyCare/Pages/Supplies-Checklist.aspx>

<https://www.petmd.com/dog/slideshows/emergency/pet-first-aid-kit>

Section IV – Video Presentation

Suggestions: commercials for dog products/services; teaching your dog a trick or teaching youth how to train their dog for rally signs

Class A: Individual

Class B: Group (members may belong to different clubs)

Section V—Photography:

Class A: Dogs at Work or Play

Class B: Portraits

DEPARTMENT 9 Family and Home Development

Superintendent: Jacqui Rabine 248-930-4125 or jrabine@comcast.net

Exhibit requirements:

1. Interview is required
2. Select a class that corresponds with your project
3. Be creative with the presentation of your project



Section I – Family

Using a combination of poster, pictures and other items tell us about an aspect of family life that you feel is important. Examples could be the use of rules, babysitting, home safety, first aid or chores.

Class A: 8-11 years

Class B: 12-14 years

Class C: 15-19 years

Section II – Home Design or Decorating

Did you change or redecorate your room? Put together a presentation on what you changed and why. Before and after pictures and any samples you have make great talking points.

Class A: 8-11 years

Class B: 12-14 years

Class C: 15-19 years

Section III – Upcycled/recycled furniture or décor

Did you see the great decorating potential in an old piece of furniture or a pile of pallet wood? Do you see the different colors or finishes that could make them a great piece of décor? Bring them along, we would love to see them! Before and after pictures please.

Class A: 8-11 years

Class B: 12-14 years

Class C: 15-19 years

Section IV – Party planning /gift wrapping

Ever thought that you could plan the best party? The colors, the food, the decorations, etc. If so put together a poster showing us all of your great ideas. If you are not ready for that, bring us the best and most beautiful gift wrapping job you can do.

Class A: 8-11 years

Class B: 12-14 years

Class C: 15-19 years



DEPARTMENT 10 Flowers

Superintendent: Raemi Kunath 810-765-4811

Exhibit Requirements:

1. Interview required
2. Select a class that corresponds with project area

Section I—Flower Arrangements

Arrangements and indoor gardening projects will be judged by arrangement, relationship to container, and quality of the flowers and foliage used. In flower arrangements the container shall be used to compliment the flowers. Emphasis is to be placed on the flowers.

- Class A: Dried and or Artificial Flower Arrangements - ages 8-12
 Class B: Dried and or Artificial Flower Arrangements – ages 13-16
 Class C: Dried and or Artificial Flower Arrangements – ages 17-19
 Class D: Fresh – Flower Arrangement – ages 8-12
 Class E: Fresh – Flower Arrangement – ages 13 to 16
 Class F: Fresh – Flower Arrangement – ages 17 to 19

Section II—Indoor plants Note: Exhibits in classes A, B, C and D must be owned and cared for by exhibitor for at least six weeks prior to Spring Achievement.

- Class A: Houseplant – flowering & foliage plants that live in a house year round.
 Class B: Dish gardens, terrariums or planters
 Class C: Hanging plants
 Class D: Cacti
 Class E: Forced Bulbs

Section III—Flower Gardening Educational poster 22” X 28” or appropriate display board

- Class A: Ages 8 to 12
 Class B: Ages 13 to 16
 Class C: Ages 17 to 19

DEPARTMENT 11 Folk Patterns

Superintendent: Linda Taylor (810) 824-0046 or taylorhzi@aol.com OR Cathy Renn (810) 394-6294

Exhibit Requirements:

1. Interview required
 2. Each exhibit must include information page – guidelines are available at the MSU Extension Office.
- Select a class that corresponds with project area.

Section I – Individual Exhibits

- Class A: Folk Skills/Crafts
 Class B: Family Folklore (genealogy)
 Class C: Foodways (customs of food production, food preservation, food preparation, food presentation, marketing and food folklore)
 Class D: Photography (historical sites, craftsmen, event/festivals in your community)
 Class E: Documented Interview
 Class F: Historical Clothing
 Class G: Occupational Traditions
 Class H: Heritage Gardening
 Class I: Heritage Artifacts/Collections

- | | |
|----------|---------------------------------|
| Class J: | Community Folklore |
| Class K: | Folk games and toys |
| Class L: | Livestock/animal lore |
| Class M: | Architecture/Buildings/Shelters |
| Class N: | Hunting/Fishing/Trapping Lore |
| Class O: | Ethnic Celebrations |
| Class P: | Indian Lore |
| Class Q: | Ethnic Clothing |
| Class R: | Quilting |
| Class S: | Folk Medicine |
| Class T: | Others |

DEPARTMENT 12 Food Preparation

Superintendent: Lynda Genaw 810-987-6298

Exhibit Requirements:

- ◆ Interview is required.
- ◆ Exhibits that require refrigeration cannot be brought to Winter Achievement.
- ◆ Food to be brought in Saturday morning.
- ◆ Discourage use of bread machine
- ◆ Discourage no-bake cookies or non-cooked candies
- ◆ Candy – see individual requirements
- ◆ Decorated Cakes – see individual requirements

● FOR SECTIONS I, II, III AND IV ONLY. All recipes must be from scratch – no mixes – including pie fillings. All exhibits should have a copy of the recipe on a 3” X 5” card. Nutritional value of the recipe is suggested and will be required for ages 13 and up (see this website for nutritional values www.nal.usda.gov/fnic/foodcomp/search/). Exhibits must be brought in covered or wrapped.

● All entries exhibited on plates must be on 6” or 10” paper plate, whichever is appropriate, and covered.

Note: we would like to see traditional baked goods—start with cookies, on to brownies and quick bread, then cakes, yeast bread and pies. Increase degree of difficulty depending on age.

Section I – Cookies

Class A: Dropped or shaped cookies – exhibit 3 PLUS 1 individually wrapped for judge.

Class B: Bar cookies - exhibit 3 PLUS 1 individually wrapped for judge.

Section II – Cakes

Class A: 3 cake squares - PLUS 1 individually wrapped for judge, unfrosted

Class B: 3 plain, unfrosted cupcakes (cupcake papers allowed) - PLUS 1 individually wrapped for the judge.

Class C: 3 frosted cupcakes (cupcake papers allowed) - exhibit 3 PLUS 1 individually wrapped for judge.

Class D: Cake – with topping

Section III – Breads

Class A: Quick Bread – 1 loaf or 3 muffins to exhibit PLUS 1 slice/muffin individually wrapped for judge.

Class B: Loaf of bread

Class C: 3 yeast rolls to exhibit PLUS 1 individually wrapped for judge.

Class D: Coffee Cake

Class E: Sweet Rolls or Donuts - exhibit 3 PLUS 1 individually wrapped for judge.

Class F: Foreign Pastries

Section IV – Pies

Class A: Fruit Pies

Class B: Fruit Tarts - exhibit 3 PLUS 1 individually wrapped for judge.

Section V – International Foods

Exhibit report or display containing: Copy of recipe, nutritional value; why it is typical for the country? Where did the recipe come from (heritage)? What seasoning, spices, ways of cooking? Picture of finished product in a display or booklet. State name of food, country or ethnic group it represents.

DEPARTMENT 12 Food Preparation (Continued)

Class A: 8-12 year olds
 Class B: 13-14 year olds
 Class C: 15 years and older

Section VI – Cake Decorating (Judged on decorations, not taste) Note: Decorations and cake must be edible.

- Cakes may be made from a mix
- Must be made of all edible decorations, except for wedding cakes and doll cakes, which may have plastic pillars and top ornaments only. All other decorations must be edible. Do not use silk flowers, beads and plastic decorations etc.
- Cakes must be exhibited on a board covered with foil, do not use plastic doily or ruffled edging. If used they will be judged, but given one grade lower.
- No candy/cookies on decorated cakes, unless homemade. Exceptions = ginger bread houses.
- We want to see your ability to use different techniques and tips, not store bought decorations.

Class A: Beginner cut-out cakes, all ages, members choice this class or age group, ONLY FIRST YEAR PARTICIPANTS!
 Class B: Cut-out cakes (ages 8-10)
 Class C: Cut-out cakes (ages 11-12)
 Class D: Cut-out cakes (ages 13-14)
 Class E: Cut-out cakes (ages 15 and over)
 Class F: Beginner decorated cakes, all ages, members choice this class or age group, ONLY FIRST YEAR PARTICIPANTS!
 Class G: Decorated cakes (ages 8-10)
 Class H: Decorated cakes (ages 11-12)
 Class I: Decorated cakes (ages 13-14)
 Class J: Decorated cakes (ages 15 and over)
 Class K: Beginner form pan cakes, all ages, members choice this class or age group, ONLY FIRST YEAR PARTICIPANTS!
 Class L: Form pan cakes (ages 8-10)
 Class M: Form pan cakes (ages 11-12)
 Class M: Form pan cakes (ages 13-14)
 Class N: Form pan cakes (ages 15 and over)
 Class O: Decorated Confections – candy, gingerbread houses, etc. ages 8-10
 Class P: Decorated Confections – candy, gingerbread houses, etc. ages 11-12
 Class P: Decorated Confections – candy, gingerbread houses, etc. ages 13-14
 Class Q: Decorated Confections – candy, gingerbread houses, etc. age 15 & up
 Class R: Decorated Cup Cakes—3 samples, ages 8-10
 Class S: Decorated Cup Cakes—3 samples, ages 11-12
 Class T: Decorated Cup Cakes—3 samples, ages 13-14
 Class U: Decorated Cup Cakes—3 Samples, ages 15 and up
 Class V: Decorated Cookies—3 samples, ages 8-10
 Class W: Decorated Cookies—3 samples, ages 11-12
 Class X: Decorated Cookies—3 samples, ages 13-14
 Class Y: Decorated Cookies—3 samples, ages 15 and up
 Class Z: Wedding Cakes all ages

DEPARTMENT 12 Food Preparation (Continued)

Section VII – Educational Exhibits

- Class A: 8-10 year olds
- Class B: 11-12 year olds
- Class C: 13-14 year olds
- Class D: 15 years and older

Section VIII—CANDY MOLDING and other treats

Use appropriate display container like a candy box or Styrofoam to put suckers in

Single mold painted or plain (1 large or 3 small) or suckers painted or plain (exhibit 3)

- Class A: 8-10 year olds
- Class B: 11-12 year olds
- Class C: 13-14 year olds
- Class D: 15 years and older

1 exhibit two-piece mold solid or hollow painted or plain

- Class E: 8-10 year olds
- Class F: 11-12 year olds
- Class G: 13-14 years
- Class H: 15 year olds

Others all ages

- Class I: Two mold solid pieces assembled as one (exhibit 1)
- Class J: Three or more solid pieces assembled as one (exhibit 1)
- Class K: Sugar egg (exhibit 1) – must be all edible decorations – eggs to be made by participant.
- Class L: Chocolate Panorama Egg (exhibit) – Must be all edible decorations – egg to be made by participant.

Filled Candy all ages—No recipe needed unless homemade filling. Only use filling that does not need to be refrigerated, no raw eggs etc.

- Class M: Molded Bon Bon exhibit – 5 different kinds of filled candy (one of which must be cordial cherry)
- Class N: ½ lb. boxed exhibit, at least 5 different kinds – filled & chocolate, dipped or covered nuts, jellies, creams (one of which must be a cordial cherry).

Your Sweet Tooth all ages

- Class O: Brittle (such as peanut, English toffee or ribbon)
- Class P: Beaten or cooked candy (such as peneuche, fudge, divinity, pralines or fondant)
- Class Q: Taffy

Gifts in a Jar all ages

- Class R: Soups
 - Class S: Beverages
 - Class T: Other
-

DEPARTMENT 13 Hunting and Wildlife

Superintendent: Linda Taylor

Exhibit Requirements:

- Interview will be part of all evaluations
- One exhibit per class
- Age groups 8-11 yrs. 12-14 yrs. and 15 yrs. and older

Wildlife—(Michigan wildlife or plant life)

Class A: Photo Journal=10 or more photos and narrative describing the photos

Class B: Digital Presentation=3-5 minute presentation saved to flash drive

Class C: Diorama=Display presentation (3D exhibit) with narrative


Hunting—(needs to reflect safety practices for any of the shooting sports)

Class A: Photo Journal=10 or more photos and narrative describing the photos

Class B: Digital Presentation=3-5 minute presentation saved to flash drive

Class C: Diorama=Display presentation (3D exhibit) with narrative

Class D: Your Hunting Story, tell your hunting story; who, what, where, when, include the end result; can be digital recording no longer than 3 minutes or written one page double spaced



DEPARTMENT 14 Literacy: Exploring through Books Project

Superintendent: Lori Warchuck, 810-989-6935

Exhibit requirements:

“Exploring through Books Report Form” sheet required along with poster, diorama or book report, form is available at the MSU Extension office or online. 4-H member may do a poster, assemble a diorama or book report.

- Poster: Exhibit a poster about one favorite book (may be a specific book in a series, but not the entire series of books) including a summary. Summary should be legible, no larger than 8.5x 11” and attached to the front of the poster. Name of the author should be included in your summary sheet. Summary may include your favorite part or short description of character, plot, etc. See “General Rules” for poster requirements.
- Diorama: Assemble a miniature structure from your favorite scene of the book. Exhibit not to exceed 12x18". Summary no longer than 8.5x11”and legible, and attached to your exhibit in a plastic sleeve outside the display. Name of the author should be included in your summary. Cover the display securely. No perishables or food allowed.
- Book report should include name of author, title, plot summary (sample=The plot of *I Married a Sea Captain*, by Monica Hubbard, is interesting because it gives the reader a realistic sense of what it was like to be the wife of a whaling captain and live on Nantucket during the 19th century.), brief description of characters, whole report should not be more than two 8.5 x 11” pages.

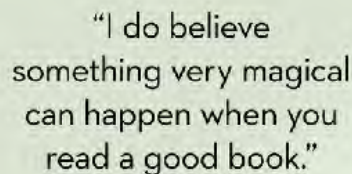
Section I

Class A (grades 3-4)

Class B (grades 5-6)

Class C (grades 7-9)

Class D (grades 10-12)



“I do believe something very magical can happen when you read a good book.”

-J.K. Rowling



DEPARTMENT 15 Models

Superintendent: Tim Warchuck 810-367-6956

Exhibit requirements:

- Interview required
- Age groups 8-11 years; 12-14 years; and 15 years and older

Section I

Class A: Snap Together, glued or cemented models

Class B: Legos

DEPARTMENT 16 Performing Arts

Superintendent: Lisa Sheline 810-985-6264

Exhibit requirements:

- Slots may be limited based on accommodation arrangements. Positions will be filled on first-come, first-served basis.
- Performance times will be no longer than a two minute presentation.
- A cassette tape system will be available for vocal or performing sections – Please keep in mind that this is NOT a karaoke opportunity.
- Specify type of performance, i.e. flute or clarinet duet, monologue, drama, ballet, jazz, etc.
- You must provide an original score, of the music for the judge to view during your performance. Copies are acceptable only if the music is out of print. Make a copy for yourself if you need to. Rating will reflect failure to provide original.
- Information to be shared during interview should include a brief description of your experience in the area you are participating in.
- A keyboard will be available if needed for an instrumental performance.
- The manner in which you dress will be a consideration, dress appropriately for the performance.

Section I – Vocal

Class A: Individual Performance, ages 8-11
Class B: Individual Performance, ages 12-14
Class C: Individual Performance, ages 15-16
Class D: Individual Performance, ages 17-19
Class E: Group Performance, two or more persons

Section II – Instrumental

Class A: Individual Performance, ages 8-11
Class B: Individual Performance, ages 12-14
Class C: Individual Performance, ages 15-16

Class D: Individual Performance, ages 17-19
Class E: Group Performance, 2 or more persons

Section III – Performing – Dance, Drama, Mime etc.

Class A: Individual Performance, ages 8-11
Class B: Individual Performance, ages 12-14
Class C: Individual Performance, ages 15-16
Class D: Individual Performance, ages 17-19
Class E: Group Performance, two or more persons

DEPARTMENT 17 Personal Appearance—SEWING

Superintendent: JoLee VanTroostenberghe 810-367-3070

Exhibit requirements:

- All clothing must be cleaned and pressed.
 - It is recommended that sewers should not wear their garments prior to exhibiting them.
 - Members must be present for an interview when article is being judged.
 - Members may exhibit one project in each section.
 - Check in with Superintendent by 9:30 a.m.
-

DEPARTMENT 17 Personal Appearance SEWING (continued)

****SUGGESTED SEWING PROJECTS****

Youth should learn one new skill a year

Beginner any age first or second year sewer – elastic waists, buttons, hooks and eyes, snaps. EXAMPLE: Tops, vest, skirt, slacks, shorts, pajama pants, boxer shorts or apron.

Intermediate any age third or fourth year sewer – Zippers, buttons & button holes. Example: Use of interfacing with skirt, slacks, blouse, dress, jumper or 2 piece outfit.

Advanced any age five years or more experience sewing – Matching plaids, stripes, nap or lining.

NOTES: Please count years experience as a 4-H'er and/or NON 4-H'er. Judge will take into account age with difficulty of project and years of experience. A well done project is sometimes better than a large project

SUGGESTIONS:

- ◇ Know the cost of supplies, fabrics and notions
- ◇ Know how to care for garment
- ◇ Study terminology i.e. basting, gathering, top stitching etc.
- ◇ Bring your pattern with you to show the judge
- ◇ Bring “4-H Sewing Skills Progress Chart” 4-H 1361 to show judge.

Section I – Sewing, wearable article, outfit or ensemble

Also sign up for **Department 15 Section I** when signing up here

- Class A: Beginner, one or two years experience
Class B: Intermediate, three or four years experience
Class C: Advanced, five years experience and more

Section II – Sewing, non-wearable article

Example: quilts, pillows, wall hangings or fleece items

- Class A: Beginner, one to two years experience
Class B: Intermediate, three or four years experience
Class C: Advanced, five years experience and more

Section III – Notebook – Poster project

Include “4-H Sewing Skills Progress Chart” 4-H 1361 available at the MSU Extension Office. Show us your photos of previous projects, or do a study on different fabrics; any type of report would be well received.

- Class A: Beginner, one to two years experience
Class B: Intermediate, three or four years experience
Class C: Advanced, five years experience and more

Section IV – Knitting and Crocheting, wearable or non-wearable

- Class A: Beginner, one to two years experience
Class B: Intermediate, three or four years experience
Class C: Advanced, five years experience and more

Section V – Buymanship

- Purchase a quality outfit considering price, usefulness, etc. (see report form for more details).
- Select class number which corresponds with your 4-H age.
- Garments must be clean & pressed
- Report form must accompany garment.
- Don't forget to sign up for style review, so you can model your project on stage

- Class A: Beginner 8-11, buymanship outfit and report form
Class B: Intermediate 12-14, buymanship outfit and report form
Class C: Advanced 15-19, buymanship outfit and report form
-

DEPARTMENT 18 Style Review

Superintendent: Chris Ruemenapp, (586) 321-5017

Exhibit Requirements:

- Complete Style Review description card before event, these will be available at check in. Please have filled out and bring them to practice.
- Wear garment for judging and review.
- Categories: Buymanship (a store purchased outfit), Knitting, Crocheting, Sewing
- All divisions will compete for awards
- Check "Schedule of Events" for modeling practice and judging times

Section 1 – Style Review

WEARABLE OUTFIT

Class A: Beginner 8-11 years old
Class B: Intermediate 12-14 years old
Class C: Advanced 15–19 years old

Department 19 Photography

Superintendent: Erika Harmon, (586) 557-8312, erikadawnsgoldens@yahoo.com

Exhibit requirements:

- Plain white or black mounting board (16" X 20"). There should be no writing on pictures or mounting/poster board.
- All members will exhibit by age groups.
- Type of camera and lens should be noted on exhibitor tag.
- All mounting/poster boards should be properly tagged with member's age and name.
- All members can enter one or more sections.
- Select section and class numbers which correspond with the type of photography project you are exhibiting.
- Members may enter not more than two classes under Section I in their respective age group.
- Exhibits must be new photographs, not previously exhibited.
- Photo tips available at the extension office or online.

Section I – Prints and slides TRADITIONAL film Exhibit set of 5

BLACK AND WHITE PRINT

Class A: 8-12 year olds
Class B: 13-14 year olds
Class C: 15 years and older

COLOR PRINT

Class D: 8-12 year olds
Class E: 13-14 year olds
Class F: 15 years and older

COLOR SLIDE

Class G: 8-12 year olds
Class H: 13-14 year olds
Class I: 15 years and older

RELATED SERIES 5-10 prints on any event/subject; black and white, color, or slides.

Class J: 8-12 year olds
Class K: 13-14 year olds
Class L: 15 years and older

DEPARTMENT 19 Photography (Continued)

Section II – Prints DIGITAL CAMERA exhibit set of 5

BLACK AND WHITE PRINT

- Class A: 8-12 year olds
- Class B: 13-14 year olds
- Class C: 15 years and older

COLOR PRINT

- Class D: 8-12 year olds
- Class E: 13-14 year olds
- Class F: 15 years and older



RELATED SERIES 5-10 prints on any event/subject; black and white, color, or slides.

- Class G: 8-12 year olds
- Class H: 13-14 year olds
- Class I: 15 years and older

Section III—Prints CELL PHONE CAMERA Exhibit set of 5

- Class A: 8-12 year olds
- Class B: 13-14 year olds
- Class C: 15 years and older

Enlargements

Exhibit requirements:

- Enlargement (color or black and white) must be at least 8" X 10" in size.
- All enlargements must be mounted on an appropriate size mounting/poster board, preferably mounted with dry mounting or rubber cement. Mount enlargements so that the short side of the pictures corresponds with the short side of the board.
- Prints should not be captioned.
- Each member may enter only one print in each of the classes listed below or a total of 10 prints maximum.

Provide an original if available

Section IV – Enlargements – Traditional

- Class A: Landscape – black and white
- Class B: People at work or play – black and white
- Class C: Portraits (babies, youth, adults – individuals and groups) – black and white
- Class D: Still life (table top set up – close up of flowers, etc.)
- Class E: Pets and animals – black and white
- Class F: Landscape – color
- Class G: People at work or play – color
- Class H: Portraits (babies, youth, adults) – color
- Class I: Still life (table top set up – close up of flowers, etc.)–color
- Class J: Pets and Animals – color

DEPARTMENT 20 Robotics

Superintendent: Mary Taylor 810-987-9270

NOTE: Cloversprout class in Department 25, also see Models for Lego exhibit

Section 1 – Robotics Demo Team or Individual

Class A: Lego, any age
Class B: Tetrix or Comparable , any age
Class C: Any other, ages 16-19 years old

Section 2—Robotics Presentation, Team or Individual

(project, concept design, engineering book, etc.)

Class A: Lego, any age
Class B: Tetrix or comparable, any age
Class C: Any other

Section 3—Robotics Programming, Team or Individual

(print out required)

Class A: Ages 8-11 years
Class B: Ages 12-14 years
Class C: Ages 15-19 years

Section 4—Robotics Others, Team or Individual

Class A: Ages 8-11 years
Class B: Ages 12-14 years
Class C: Ages 15-19 years

DEPARTMENT 21 Safety

Superintendent: Tim Warchuck 810-367-6956

Exhibit requirements:

- Individual exhibit – Poster size must be 14” X 22”
- Other displays welcome
- Club exhibits – may be larger

Section I – Archery

Class A : Individual poster or display
Class B: Club exhibit

Section II – First Aid

Class A: Individual poster or display
Class B: Club exhibit

Section III – Gun

Class A: Individual poster or display
Class B: Club exhibit

Section IV – Snowmobile

Class A: Individual poster or display
Class B: Club exhibit

Section IV – Other

Class A: Individual poster or display
Class B: Club exhibit

DEPARTMENT 22 Science and Technology

Superintendent: Mary Taylor 810-987-9270

Exhibit Requirements:

1. An interview is required with this project.

The goal of Science and Engineering Experiment Projects is for members to develop an understanding of the scientific method and how it is used to answer questions about the world around them. Live animals, cultures, molds, etc. are not allowed with the exhibit. Photographs of these should be used in the display instead.

Science Experiment exhibits must include:

- The question being researched, a hypothesis (with at least one reason for this rationale)
 - A list of supplies
 - Steps for the experiment
 - A list of variables
 - A conclusion
 - A short research paper based on multiple trials (at least 3) of the experiment.
 - A list of resources used for the project.
-

DEPARTMENT 22 Science and Technology (continued)

Section I—Earth Science

Class A: Experiment replicated from published material, ages 8-13

Class B: Experiment replicated from published material, ages 14-older

Class C: Experiment done using methods of exhibitor's own design, ages 8-13

Class D: Experiment done using methods of exhibitor's own design, ages 14-older

Class E: Demonstration of earth science theory or phenomenon using the scientific method, ages 8-13

Class F: Demonstration of earth science theory or phenomenon using the scientific Method, ages 14 and older.

Section II—Physical Science

Class A: Experiment replicated from published material, ages 8-13

Class B: Experiment replicated from published material, ages 14-older

Class C Experiment done using methods of exhibitor's own design, ages 8-13

Class D: Experiment done using methods of exhibitor's own design, ages 14-older

Class E: Demonstration of physical science theory or phenomenon using the scientific method, ages 8-13

Class F: Demonstration of physical science theory or phenomenon using the scientific method, ages 14 and older

Section III—Life Science

Class A: Experiment replicated from published material, ages 8-13

Class B: Experiment replicated from published material, ages 14-older

Class C: Experiment done using methods of exhibitor's own design, ages 8-13

Class D: Experiment done using methods of exhibitor's own design, ages 14-older

Class E: Demonstration of a life science theory or phenomenon using the scientific method, ages 8-13

Class F: Demonstration of a life science theory or phenomenon using the scientific method, ages 14-older

Section IV—Technology

Technology encompasses computer science, all types of engineered innovations/developments and robotics.

- ◆ An exhibit must include a poster and/or report booklet which displays (hard copy) results of the project and gives an explanation of the steps used in designing the project. Please be sure to explain the purpose that the project can serve (i.e. A database for correspondence to a group for a specific purpose, a spreadsheet and maybe graphing to show the relationship between animal feeding and weight gain, design improvement of an item, etc.).
- ◆ Internet sites must have a sample of the printouts of the web pages with the complete URL addresses, along with an explanation of why this site is interesting and/or useful.
- ◆ A website should be fully functional and accessible should the internet be available during judging.
- ◆ You may bring our own electronic device to judging or you may use a laptop/pc computer that will be available during judging equipped with Microsoft Office programs.
- ◆ The project file should be brought in on a flash drive.
- ◆ All presentations should be printed out on a hard copy should there be a malfunction of hardware or software.

Class A: Project replicated from published material/kit, ages 8-13

Class B: Project replicated from published material/kit, ages 14-older

Class C: Creation and/or Improvement done using methods of exhibitor's own design, ages 8-13

Class D: Creation and/or Improvement done using methods of exhibitor's own design, ages 14-older

Class E: Create a graphic based project.

Class F: Create an original computerized drawing (CAD, landscaping, etc.)

Class G: Create a word processing project.

Class H: Create a database project

Class I: Create a spreadsheet project.

Class J: Create a computerized presentation (i.e. Microsoft Power Point)

Class K: Create a web page.

Class L: Create a media presentation (i.e., iMovie, Garageband, etc.)

DEPARTMENT 22—Science and Technology (continued)

Section VI FIRST Robotics Team Technology Classes: (Team interview required)

Class A: Group demonstration of competition robot and tasks it performs during challenges

Class B: Group display showing teams' competition board(s)

Class C: Group notebook used in competition detailing the team's progress for the year.

DEPARTMENT 23 Scrapbooking / Paper Crafts/Digital Photo Displays

Superintendent: Liane Allen 810-989-6935

Any subject is acceptable with any style of scrapbooking, you may continue to update your book every year and bring the same book back for additional judging as long as you make your evaluation sheet part of your book and place it where your project ended that year, so we can continue to judge the rest of the book the following year. OR you can bring a new book.

EXHIBIT REQUIREMENTS: neatness, creativity, age and year in 4-H will be considered during judging.

Section I—Scrapbooking

Class A: Beginner at least five complete pages; exhibited in project area for 1-2 years

Class B: Intermediate at least five complete pages; exhibited in project area for 2-4 years

Class C: Advanced at least ten complete pages; exhibited in project area for 5+ years

Section II—Paper Crafts

Class A: Greeting Cards

Class B: Gift Tags

Class C: Memory or Photo boxes

Class D: Other

Section III—digital Photo Displays Digital photo books printed, digital collage printed, and digital photo slide show must be loaded on a flash drive

Class A: Digital Photo Book

Class B: Digital Photo Slide Show

Class C: Digital Photo Collage

DEPARTMENT 24 Woodworking

Superintendent: Tim Warchuck 810-367-6956

Exhibit requirements:

- Leaders will help members select projects based on the member's age, experience, ability and number of years enrolled in the project.
 - Any signs of Parent or Leader having worked on the exhibitors project will be grounds for non-placing. Please consider project that 4-H member can do solely on their own. No hands on help from adults PLEASE.
 - Judges will take into consideration the member's age and number of years in the project.
 - Exhibits will be evaluated in the following areas: Construction 50%, Appropriate Finish 40% Interview 10%
-

DEPARTMENT 24 Woodworking (continued)

- Pre-cutting and kits will be evaluated separately and must be marked pre-cut or kit on the exhibitor tag.
- Bring plans or sketch for the judge to look at; they are part of the project.
- Refinished furniture is no longer considered to be part of the Woodworking Project area. It is part of Home Design.
- Wood carving should be exhibited in the Art Department, miscellaneous.

Section I - Finished

Class A: 8-12 year olds
 Class B: 13-14 year olds
 Class C: 15 years and older

Section II - Unfinished

Class A: 8-12 year olds
 Class B: 13-14 year olds
 Class C: 15 years and older

Section III – Kits

Class A: 8-12 year olds
 Class B: 13-14 year olds
 Class C: 15 years and older

DEPARTMENT 25 Clover Sprouts

Superintendent : Liane Allen 810-989-6935

The clover sprout program is designed especially for those children 5 to 7 years of age. This is an opportunity for them to enjoy the excitement of participating in Winter Achievement but not at the competitive level that the older 4-H membership experience. We suggest that parents look at one or two projects that the child can handle by themselves, with as little help from adults as possible. Clover Sprouts are limited to 4 projects.

Exhibit requirements:

- Youth ages 5 to 7 as of January 1, 2019 registered with a 4-H club.
- Look at project requirements in this book for exhibit requirements
- Each exhibit will receive a participation ribbon.
- Interview is required.
- No project should be larger than 22" X 28" – display space is limited.

Section I

Class A: Animal science
 Class B: Art
 Class C: Collections
 Class D: Crafts
 Class E: Family and Home Development (color and gift wrapping only)
 Class F: Flower garden
 Class G: Folkpatterns
 Class H: Food preparation
 Class J: Hunting and Wildlife
 Class K: Leathercraft
 Class L: Literacy: Exploring Through Books
 Class M: Models
 Class N: Personal appearance: Sewing, a wearable or non-wearable garment with simple straight line stitching by machine, hem (i.e. elastic waist pants, skirt and unlined vest).
 Class O: Personal appearance: knitting/crocheting
 Class P: Personal appearance: buymanship—outfit should accompany a buymanship report when judging takes place. Questions, please contact the superintendent of personal appearance department.
 Class Q: Style Review (a mini style review will take place during style review)
 Class R: Puzzle/puzzle craft
 Class S: Robotics—Legos
 Class T: Safety
 Class U: Scrap booking
 Class V: Woodworking

General Information

- ◆ Interviews are required for all projects.
 - ◆ Age groups are as follows: 8-11; 12-14; and 15 and over unless otherwise stated under project area.
 - ◆ 4-H age is determined as of January 1st for all project areas.
 - ◆ Clover Sprout 4-H'ers are welcome to exhibit (those under 8 years of age-using January 1, 2019 as a date). A special Clover Sprout table will be available for their display.
 - ◆ Project tags will be available upon arrival. Projects will be brought in Saturday morning beginning at 8:30 a.m. and must be in place by 9:00 a.m. unless otherwise stated under department/project area. Please check in with the superintendent when arriving so that they know that you are present.
 - ◆ Each project can only be shown and judged once!
 - ◆ Projects will not be released until AFTER the Saturday Awards Program. IF YOU ARE NOT AVAILABLE TO PICK UP YOUR PROJECT THEN; YOU NEED TO MAKE ARRANGEMENTS FOR SOMEONE ELSE TO PICK THEM UP. THERE WILL BE NO EARLY RELEASES.
 - ◆ Questions about project areas should be addressed to the Superintendent of that project area. Where projects specify contacting the office you may call 810-989-6935 or come in person to the 4-H Office at 200 Grand River Avenue, Suite 102, Port Huron, MI 48060.
 - ◆ Required report forms and guidelines will be available on-line at msue.stclaircounty.org
 - ◆ Gold Awards (ribbons), Grand Champion trophies, premiums will be awarded in each project area if warranted.
-



MICHIGAN STATE UNIVERSITY | Extension

MSU Extension
200 Grand River Ave. Suite 102
Port Huron MI 48060

Phone: (810) 989-6935
Fax: (810) 985-3557
E-mail: msue@stclaircounty.org

Bringing Knowledge to Life!

We're on the web!

msue.stclaircounty.org

MSU EXTENSION is an educational organization funded jointly by the **St. Clair County Board of Commissioners**, the State of Michigan through Michigan State University and Federally through the U.S. Department of Agriculture.

MISSION STATEMENT: Michigan State University Extension helps people improve their lives through an educational process that applies knowledge to critical issues, needs, and opportunities.

MSU is an affirmative-action, equal-opportunity employer. Michigan State University Extension programs and materials are open to all without regard to race, color, national origin, gender, gender identity, religion, age, height, weight, disability, political beliefs, sexual orientation, marital status, family status or veteran status. Issued in furtherance of MSU Extension work, acts of May 8 and June 30, 1914, in cooperation with the U.S. Department of Agriculture. Thomas G. Coon, Director, MSU Extension, East Lansing, MI 48824. This information is for educational purposes only. Reference to commercial products or trade names does not imply endorsement by MSU Extension or bias against those not mentioned.